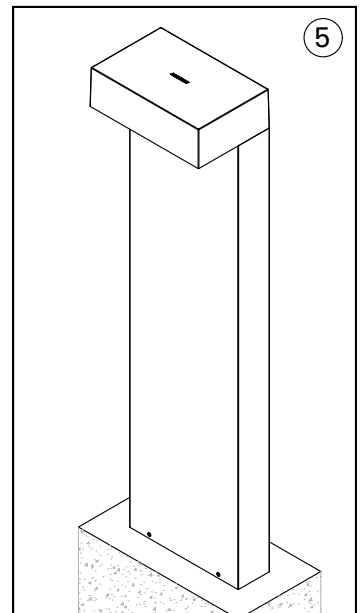
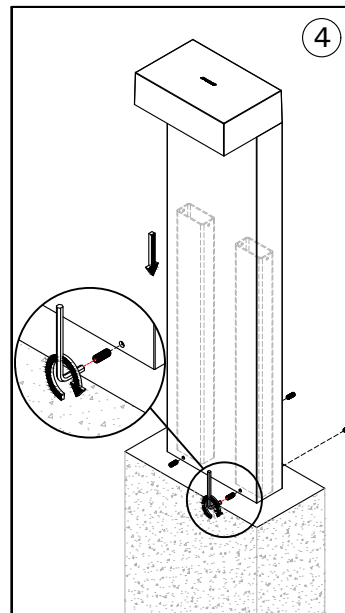
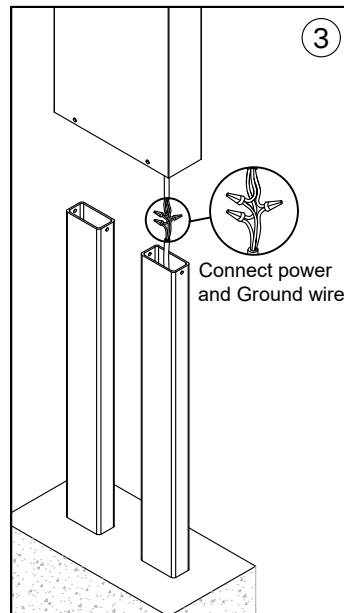
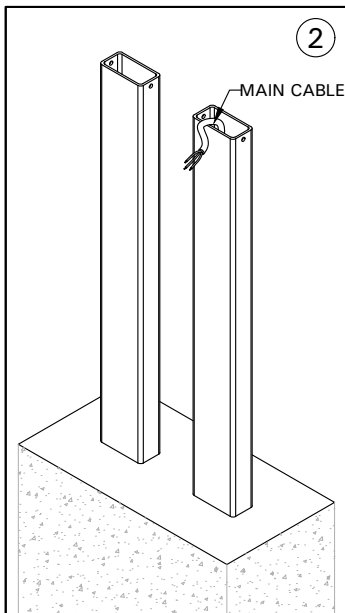
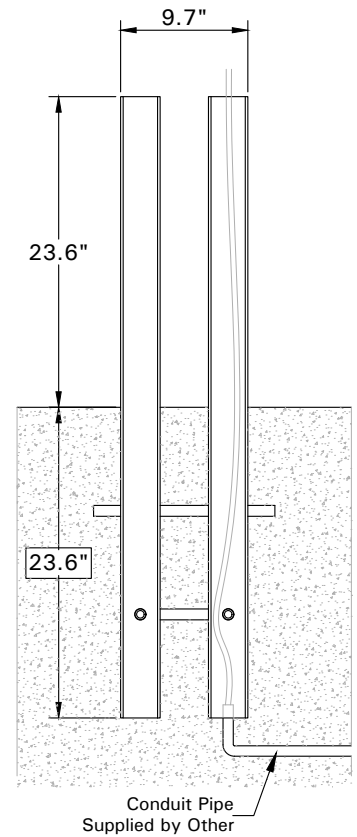
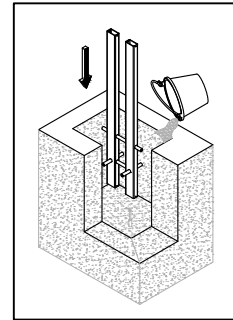
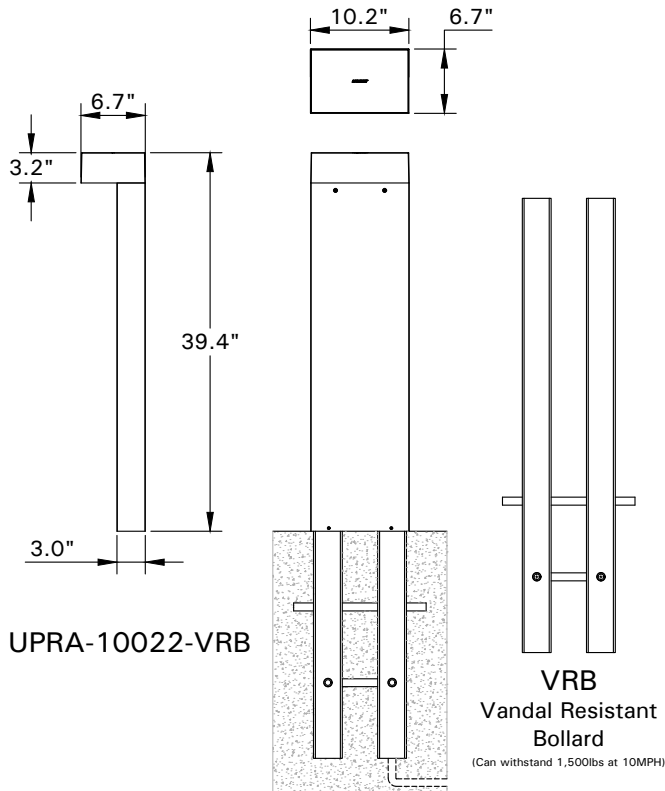


INSTALLATION AND SERVICE MANUAL

For Installation of Prague 3 Large Bollard LED + Vandal Resistant Bollard (VRB).
Model. UPRA-10022-VRB

PRODUCT DRAWING (DIMENSIONS) SUITABLE FOR WET LOCATIONS



Notice to installer :

1.WIRING INSTRUCTIONS Warning : RISK OF FIRE AND ELECTRICAL SHOCK. : FIXTURE MUST BE INSTALLED BY A QUALIFIED ELECTRICIAN ONLY>FIXTURE IS INTENDED FOR INSTALLATION IN ACCORDANCE WITH THE NATIONAL ELECTRICAL CODE, LOCAL AND FEDERAL CODE SPECIFICATIONS. DISCONNECT POWER BEFORE SERVICING.

Ligman Lighting USA

7144 NE Progress Court, Hillsboro
Oregon, 97124, USA
Tel : 503 645 0500 | Fax : 503 645 8100

www.ligmanlightingusa.com

UPRA-10022-VRB 18/12/25 REV.0
1/1

FM-TS-13-2/21-03-2568/Rev.5